








## NSR-9924XL

### Xtreme Lumens™ Polymer Multi-Function Duty/Personal-Size Dual-Light™ Flashlight

<b>MARKET APPLICATIONS</b>	Law enforcement, fire & rescue, industrial, security, hardware/tool, automotive, hunting/recreation.
<b>DESCRIPTION</b>	This duty/personal-size rechargeable polymer multi-function Xtreme Lumens™ Dual-Light™ flashlight uses LED technology rated at 650 lumens that works in conjunction with a high-efficiency deep parabolic reflector to create a usable beam rated at 304 meters. A 200 lumens unfocused floodlight is integrated in to the housing which is perfect for close-up illumination. Additionally both the flashlight (any brightness mode) and the floodlight can be turned on at the same time for maximum safety and versatility. The flashlight body and tail switches provide momentary or constant-on functionality, a set of user-selectable high, medium or low-brightness settings as well as a disorienting strobe. Both flashlight switches operate in tandem with each other. The second body switch operates the floodlight. The housing is made from glass-filled nylon polymer and has an aircraft-grade 6061-T6 aluminum tail-cap and a 316 stainless steel bezel. Both the tail-cap and the bezel have a Type III hard anodized finish. Power comes from a rechargeable Lithium-ion battery. Meets requirements of NFPA-1971-8.6 (2013).
<b>CASE MATERIAL</b>	Glass-filled Nylon Polymer w/ Aircraft-grade 6061-T6 Aluminum Tail Cap & Bezel both with a Type III Hard Anodized Finish - Black
<b>DIMENSIONS</b>	Length: 9.5 inches (241 mm) • Handle diameter: 1.2 inches (30 mm) • Head diameter: 1.6 inches (41 mm)
<b>WEIGHT</b>	Weight: 9.9 oz. (241 g) with battery installed.
<b>LENS</b>	Unbreakable polycarbonate with scratch resistant coating.
<b>LIGHT SOURCE</b>	LED
<b>LIGHT OUTPUT</b>	Flashlight: High - 650 lumens, Medium - 300 lumens, Low - 150 lumens, Strobe - 300 lumens • Floodlight: 200 lumens • Dual-Light: 400 lumens
<b>ON/OFF</b>	First Body Switch & Tail Switch - Momentary or Constant-on Flashlight, High, Medium and Low-Brightness Flashlight, Strobe • Second Body Switch - Floodlight • First (or Tail Switch) & Second Body Switch - Dual-Light
<b>RUN-TIME</b>	Flashlight: High - 4.25 hrs, Medium - 9.5 hrs, Low - 18.75 hrs, Strobe - 6 hrs • Floodlight: 7.25 hrs • Dual-Light: 7 hours
<b>BATTERY</b>	2-cell, 6 Volt Lithium-ion battery pack
<b>CHARGING</b>	Charger is wall or vehicle mountable. Charges in 4 hours (typical) on 100 / 240 50/60 Hz or 12V DC.
<b>FEATURES</b>	<ul style="list-style-type: none"> <li>• Super-bright Xtreme Lumens™ design</li> <li>• LED technology</li> <li>• Flashlight/Floodlight/Dual-Light™</li> <li>• Momentary or constant-on plus 3 brightness levels &amp; strobe</li> <li>• Sharp focused flashlight beam</li> <li>• High-efficiency deep parabolic reflector</li> <li>• Effective beam distance of 275 meters (over 902 feet)</li> <li>• Unfocused wide-beam floodlight for close-up illumination</li> <li>• Dual-Light (flashlight &amp; floodlight at the same time) for maximum safety &amp; versatility</li> <li>• Glass-filled nylon polymer housing</li> <li>• Aircraft-grade 6061-T6 aluminum tail cap and bezel both with Type III hard anodized finish</li> <li>• Non-slip grip</li> <li>• Flashlight/strobe – body &amp; tail switch (tandem operation)</li> <li>• Floodlight – second body switch</li> <li>• Waterproof</li> <li>• Impact &amp; chemical resistant</li> <li>• Meets requirements of NFPA-1971-8.6 (2013)</li> <li>• Serialized for personal identification</li> <li>• Powered by Lithium-ion rechargeable battery (included)</li> </ul>
<b>WARRANTY</b>	Limited Lifetime Warranty
<b>APPROVALS</b>	
<b>OPTIONAL ACCESSORIES</b>	5 Bank Charger, Direct Wire Kit, USB Charging Cable, Red, Yellow & Blue Safety Cones

FL1 STANDARD	HIGH	MEDIUM	LOW
	650 LUMENS	300 LUMENS	100 LUMENS
	4.25h	9.5h	18h
	304m	212m	115m
	23142cd	11302cd	6028cd
	2m		
	1m		